

Dated... 21 JUN 2018



Ref. No.F.1/IRCH/MR/2018-2019

ESTIMATE CERTIFICATE

TO WHOM IT MAY CONCERN

This is to certify that Mr. Ravi Kumar, Age 6 years, Male, S/o Sh. Vinay Sharma, (UHID No. - 103763934 & IRCH No. 213964/18) is a known case of **Acute Lymphblastic Leukemia** and is under treatment with Medical Oncology at DR. BRA IRCH, AIIMS since 23.05.2018.

The approximate cost for his treatment would be Rs. 2,50,000/- (Rupees Two Lakh Fifty Thousand Only). The cheque/draft may be sent in favour of "DR. BRA IRCH, AIIMS, Ansari Nagar, New Delhi-29 (IRCH Patient Treatment Account)"


21/6/18

(COUNTER SIGNED BY M.S.)

बिजिल्ला अधीक्षक / MEDICAL SUPERINTENDENT
अ.भा.आ सं. अस्पताल / A.I.I.M.S. HOSPITAL
आ.पी.सा.न.सी.सं. विभाग, DR. BRA I.R.C.H.
नई दिल्ली-110029 / New Delhi-110029



(CONSULTANT/ SENIOR RESIDENT)

आचार्य सगीर बख्शी / Prof. Sameer Bakhshi
बिजिल्ला अधीक्षक विभाग / Dept. of Medical Oncology
अ.पी.सा.न.सी.सं. अस्पताल, DR. BRA I.R.C.H. AIIMS
आ.पी.सा.न.सी.सं. विभाग, Ansari Nagar, New Delhi-29
अस्पताल / Hospital No. 180-29



डा. बी. आर. अम्बेडकर संस्थान रोटरी कैंसर अस्पताल
 Dr. B.R. Ambedkar Institute Rotary Cancer Hospital
 अ.भा.आ.सं. अस्पताल / A.I.I.M.S. HOSPITAL

P. 183
30/5/18

OPR-6

ISES

F 5878

एक/Unit DRSB

विभाग/Dept.

DR. B.I.A. IRCILAHMS, NEW DELHI

IRCH No. 213964

Reg. Date-23/05/2018

Clinic Paediatric Medical Oncology Clinic

Clinic No. 5006/2018

Dept. MEDICAL ONCOLOGY

General



Name RAVIKUMAR

UID-103763934

SO- MR VINAY SHARMA

Sex/Age M:6Y

Phone No. 9771645820

Room 1 (Shift Afternoon)

Address MOHAMMAD PUR KOARI, PUSA DIST. SAMASTIPUR,
 BIHAR, Pin 848131, INDIA

No.

जन्म तिथि/Date of Birth

नाम/Name

5/135
3/5

निदान/Diagnosis

ALL under evaluation

दिनांक/Date

उपचार/Treatment

As per

6 unit blood donation

Peripher flow + PIS

BM A + P/S + Flow cytometry

C flow from bone marrow

FISH panel

PCR - Patel ALL

Research sample.

Tab Zykic 50mg tab खाने के लिए

CBC, LFT, RFT

ZOH

Viral markers

Flu on 24/5/18

AIIMS
 Main Building
 Blood Bank
 nearby new
 eng

60 any group

किसी नं
 (5)

8-30am

Kindly
adjust in
Alharamshah

24/5/2018

Mehle
cheatly ok -

Adv
①

To collect BHT + FCM report

Mu is Room no: 12 tomorrow

② Mu is eff as 28/5/2018 CCBC

st. jude
7838 926783

Samia

28/5/18

- complete 60 blood donation -

- T. Zylene 100 y BN

- Monitor of fluids

- FVA 30/5/18

Wf

30/5/2018

Sign on 31/5/18
with CFC

R



डा. बी. आर. अम्बेडकर संस्थान रोटरी कैंसर अस्पताल
Dr. B.R. Ambedkar Institute Rotary Cancer Hospital

DR. B.R.A. ITC/ALHIMS, NEW DELHI

A.I.I.M.S. HOSPITAL

OPR-6

Reg. No. 219964

Reg. Date-23/05/2018

Time: Paediatric Medical Oncology Clinic

Clinic No. 5006/2018

Dept: MEDICAL ONCOLOGY

Specialist

Name: RAVIKUMAR

UHID-103763934

Dr. MR. VINAY SHARMA

Sex/Age: M/6Y

Phone No. 9771645820

Room 1 (Shift: Afternoon)

Address: MOHAMMAD PUR KOARI, PUSA DIST- SAMASTIPUR.

HEAR, Pin 848131, INDIA

Out Patient Department

NO ENTRY OF PATIENTS IN HOSPITAL PREMISES

बिना पंजीकृत सं/O.P.D. Regn. No.

लिंग Sex	आयु Age	जन्म तिथि/Date of Birth

निदान/Diagnosis

G-AU

दिनांक/Date	उपचार/Treatment
11/8/18	<u>C</u> 1. T. 6-MP 1 Tab q 12 hrs x 12 Days
01/09/18	2. Inj. ENDOXAN IVP d1 - 350mg - 1/8 d2 - 350mg - 2/8
01/09/18	3. Inj. 20fls 4mg IVP d1 - 1/8 d2 - 2/8
01/09/18	4. Inj. ARA-C 50mg IVP 2/8, 3/8, 4/8, 5/8 9/8, 10/8, 11/8, 13/8 कमरा सं-15

अंगदान-जीवन का बहुमूल्य उपहार/ORGAN DONATION - A GIFT OF LIFE

O.R.B.O., AIIMS, 26588360, 26593444, www.orbo.org Helpline - 1060 (24 hrs service)

हर-से आने वाले रोगियों के लिए धर्मशाला की सुविधा उपलब्ध है/Dharamshala facility is available for outstation patients

1/2 etc 450 ARAC 21
5 T. 20 per 4mg orally per AAP - 2/3 dose
2 3 Dly 16/18

6. IT-MTX 12mg weekly

7. Cont Septoran 1 Activia H/W/R
ABC on 16/18/18

8. Fr with

Ramona Roshly

Cotrimoxazole/
Opnim/
Bactrim/
Single Strength



Department Of Pathology
All India Institute Of Medical Sciences
Delhi

Tel: +91-11-26588500/26588700, Fax: +91-11-26588500/26588700

Patient Name: Ravi Kumar
F/H Name: Vinay Sharma
Age/Sex: 6 Y/Male
Clinic/Dept/Unit: Dr. B.R. A. IRCH/Unit 1
Reg Date: 13-06-2018

Acc. No: 18J12760
Hosp. Reg. No.: 213964
UHID No.: ---
Consultant Incharge: Dr. Sameer Bakhshi
Reporting Date: 13-06-2018

Cytopathology Report

Report Findings:

Cerebrospinal fluid(1ml) is traumatic.

Cancer Category:

- UNS: Specimen Inadequate For Opinion
 NEG: No Evidence Of Cancer In This specimen
 INC: Further Evidence As Indicated Is needed To rule Cancer In or Out
 POS: Diagnostic For Cancer Correlation with Clinical, Radiological and other Investigation is mandatory

Reporting Incharge: Dr. Adarsh Barwad

Reporting SR: Dr. Sudha B

Verify By: Dr. Balachandar S



प्रयोगशाला अबुर्द विज्ञान, डॉ भीमराव अम्बेडकर संस्थान रोटरी कैंसर अस्पताल अखिल
भारतीय आयुर्विज्ञान संस्थान नयी दिल्ली -110029

LABORATORY ONCOLOGY , Dr B.R.A. Institute Rotary Cancer Hospital All India
Institute of Medical Sciences , New Delhi-110029

UHID:	103763934	Reg Date :	23/05/2018 02 54 PM
Patient Name :	Mr. RAVI KUMAR		
Sex :	Male	Age :	6 years 9 months 27 days
Department :	DEPT. OF EMERGENCY MEDICINE	Unit Name :	Unit-I
Unit Incharge :	Dr Praveen Aggarwal	Sample Collection Date:	26/07/2018 09:40 AM
Lab Name:	Oncology Lab	Lab Sub Centre:	Lab Oncology (IRCH)
Sample Received Time:	26/07/2018 01:10 PM	Report Generated Date:	27/07/2018 02:42 PM
Dept / IRCH No:	20180300078614	Recommended By:	Dr. Praveen Aggarwal
Lab Reference No:	1399		

Sample Details : LOI-260718037-FM (Bone Marrow)

FLOWCYTOMETRY (BONE MARROW)

F-1399/18

Bone marrow sent for minimal residual disease analysis in a known case T-Acute lymphoblastic leukemia shows no residual leukemic blasts.

REMARKS:-

(Dr.AmarRanjanSingh)
Authorized Signatory

Regd Dt: 24/05/2018 Acc. ID: 101828739
 Coll Dt. Tm: 23/05/2018 00:00:00
 Recd. Dt. Tm.: 24/05/2018 14:34:11
 Age: 6 Yrs Sex: Male
 Name: Mst. RAVI KUMAR

Client Details: Aims-Fund Patients
 Aims- Hospital, South Delhi
 Refd By: DR SAMEER BAKSHI
 Report Dt. Tm.: 28/05/2018 18:10:33

TCF3/PBX1 Translocation Assay # ^
 Fluorescence in-situ Hybridization (FISH)

Method: FISH analysis on Interphase cells of the specimen

Specimen type: Hepannized BM

FISH Probe: Vysis directly labeled LSI TCF3 (19p13.3)/ LSI PBX1 (1q23) DC-DF DNA probe

	TCF3 Green 19p13.3	PBX1 Orange 1q23	TCF3/PBX1 fusion Yellow t(1;19)	No. of cells (n=200)	Analysis
Signals/ cell	2	2	0	200	Normal
	1	1	2	0	Translocated
	2	1	1	0	Translocated with a Gain/Loss of TCF3/PBX1 locus
	3	3	0	0	Gain /Loss of TCF3/PBX1 locus

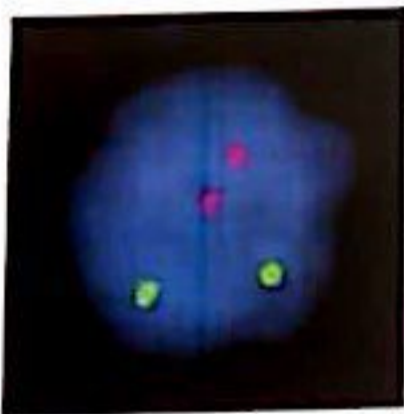

Note: Cut-off for detection of fusion signal in normal individuals is 3%. The performance characteristics of this Test have been evaluated at Oncquest Laboratories Ltd.

Interpretation:

nuc ish(TCF3, PBX1)*2[200]

TCF3/PBX1 Fusion signal was not detected in any cells.

The sample is Negative for t(1;19)

Dr. G. Renjini Nambiar
Ph.D
Senior Consultant - Cytogenetics

*** End of Report ***



Dr. Sarjana Dutt
Ph.D
Director - Mol Biology

The sample is processed by Oncquest Laboratories Ltd.



Certificate No. MC-2189



Ravi Gaur
Dr. Ravi Gaur, M.D. Pathology
Chief Operating Officer (COO)



Regd. Dt.	24-05-2018	Acc. ID	101828739	Client Details	Asimv-Fund Patients
Cell Dt. Tm.	23-05-2018 00:00:00			Alims-	Hospital South Delhi
Recd Dt. Tm.	24-05-2018 14:34:11			Refd. By	DR SAMI ER HAKSHI
Age	6 Yrs	Sex	Male	Report Dt. Tm.	30-05-2018 16:17:19
Name	Mst. RAVI KUMAR				

Chromosomal Analysis: GTG Banding # ^

Method Used : 24/48 Hr Unstimulated culture

Specimen type : Heparinized Bone Marrow

The sample was washed and processed for karyotyping, but analyzable metaphases were not available for karyotyping. The karyotype report is not possible due to nonavailability of quality metaphases. Paucity of proliferating blast cells in the sample provided may be considered as a possible reason.

*** End of Report ***

Dr. G. Renjini Nambiar
Ph.D.
Senior Consultant - Cytogenetics

Dr. Sarana Dutt
Ph.D.
Director - Molecular Biology and R&D

The sample is processed by Oncquest Laboratories Ltd

सेवा से,

आपकी संस्था में प्रवेश,
नेशनल चार्टर्ड रिजल्ट स्वीकार।

विषय :- भाई के इलाज में आर्थिक मदद के लिए!

मौजूदा, मेरा नाम ललित कुमार, विनय शर्मा, मोहम्मद पुर लोउरी,
पुरा, सगरीपुर, बिकार, 848131 हैं।

मेरे भाई का नाम रवि कुमार है, इसकी उम्र 6 वर्ष है,
इसे (T-ALL) खून का कैंसर (ALL) है, इसका इलाज में
AIIMS, New Delhi में करा रहा हूँ। इलाज का खर्च डॉ० ने
₹ 5,00,000/- बताया है, इतना पैसे जुटाने में मैं असमर्थ हूँ!

क्यों की हमारे पिता विनय शर्मा के पेंशन में Bonw
₹ 1.8 लाख विभागी है, वह एक साल से घर घर
हि है।

अतः आपकी संस्था से मेरी प्रार्थना है
कि मेरी मदद करें।

ललित कुमार

प्रती

ललित

मो० शमसुज्जमाँ

मुखिया

ग्राम पंचायत राज मोहम्मदपुर कोआरी

प्रखण्ड - पूसा (समस्तीपुर)


मो० - 9771038156

पत्रांक.....

दिनांक/15-6-2018.....

प्रमाणित किया जाता है किशमसुज्जमाँ.....पिता/पतिविनायक शर्मा.....ग्राम+पोस्ट

मोहम्मदपुर कोआरी पिन कोड 848131 थाना वैनी (ओ०पी०) जिला समस्तीपुर के स्थाई निवासी है।



दिनांक 15.6.2018
ग्राम सं० राजमोहम्मदपुर कोआरी
प्रखण्ड पूसा जिला-समस्तीपुर